

REVSIONS	DESCRIPTION	APPROVED	DATE

1. EPS12V(Intel) Main Power Connector

Pin	Color	Signal	Pin	Color	Signal	P1	Wire Length
1	Orange	+3.3Vdc	13	Orange	+3.3Vdc	<p>P1=500 ± 10</p>	
2	Orange	+3.3Vdc	14	Blue	-12Vdc		
3	Black	COM	15	Black	COM		
4	Red	+5Vdc	16	Green	PS_ON#		
5	Black	COM	17	Black	COM		
6	Red	+5Vdc	18	Black	COM		
7	Black	COM	19	Black	COM		
8	Gray	PWR_OK	20	White	-5Vdc		
9	Purple	+5Vsb	21	Red	+5Vdc		
10	Yellow	+12V1dc	22	Red	+5Vdc		
11	Yellow	+12V1dc	23	Red	+5Vdc		
12	Orange	+3.3Vdc	24	Black	COM		

2. Processor(Intel) Power Connector (8Pin)

Pin	Color	Signal	P2	Wire Length
1	Black	COM	<p>P2=500 ± 10</p>	
2	Black	COM		
3	Black	COM		
4	Black	COM		
5	Yellow	+12Vs.		
6	Yellow/Black	+12V2dc		
7	Yellow/Black	+12V2dc		
8	Yellow/Black	+12V2dc		

3. Peripheral Power Connector(s) (4Pin)

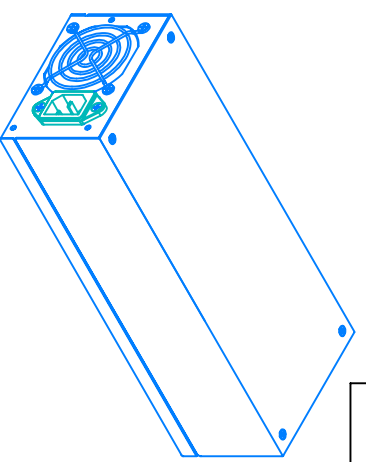
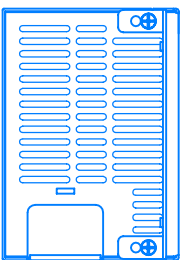
Pin	Color	Signal	P3 ~ P7	Wire Length
1	Yellow	+12V1dc	<p>P3,P6=500±10 P4,P5=150±10 P7 = 150 ± 10</p>	
2	Black	COM		
3	Black	COM		
4	Red	+5Vdc		

4. Floppy Drive Power Connector(s) (4Pin)

Pin	Color	Signal	P7	Wire Length
1	Red	+5Vdc	<p>P7=150 ± 10</p>	
2	Black	COM		
3	Black	COM		
4	Yellow	+12V1dc		

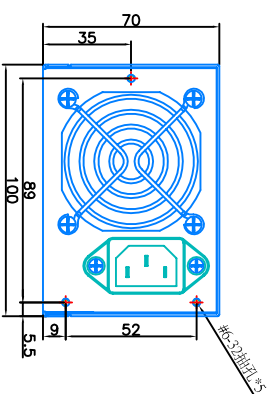
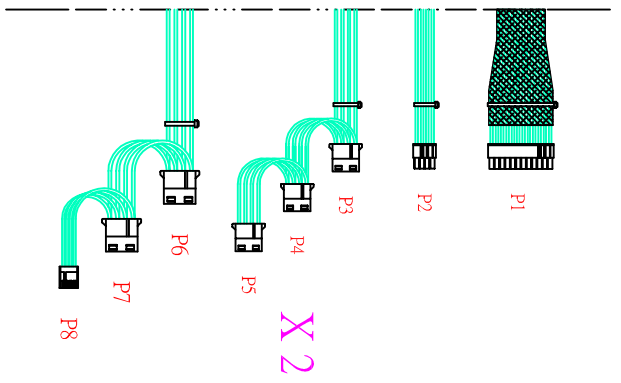
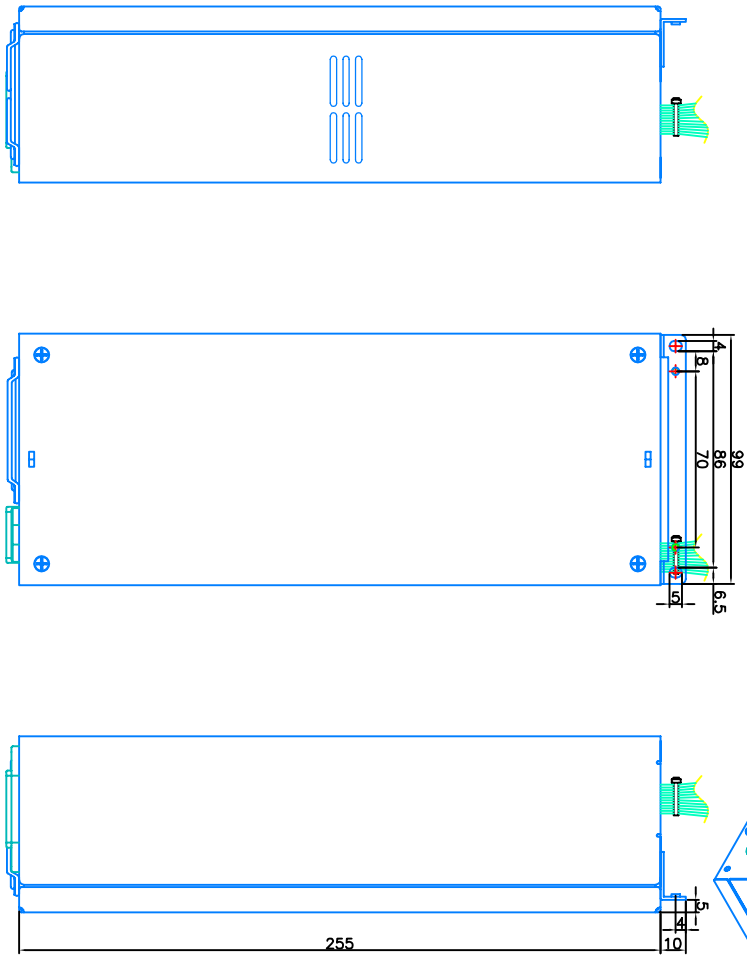
MODEL NAME	ST-550UAC Connector	
PART NO.	550UAC-UG3Q03M1	七盟電子工業股份有限公司
MATERIAL	Standard	DATE 2005/05/23
APPROVED		PROJECTION
CHECKED		REV NO. A0 SCALE 1:1
DRAWN	劉建令	TOLERANCE / UNIT mm

REVISTONS	DESCRIPTION	APPROVED	DATE



POWER WIRE LENGTH							
P1	P2	P3	P4	P5	P6	P7	P8
500	500	500	150	150	500	150	150

NOTE: 線材外露長度公差為±10mm.



MODEL NAME	ST-550UAC 示意圖	
PART NO.	550UAC-UG3Q03M1	七盟電子工業股份有限公司
MATERIAL	Standard	DATE
APPROVED		PROJECTION
CHECKED		REV NO.
DRAWN	劉建令	TOLERANCE
		UNIT
		mm