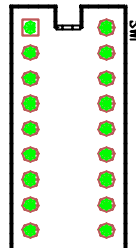


JP3: Temp2 Setting

- 1,2: 40°C
- 3,4: 50°C
- 5,6: 60°C

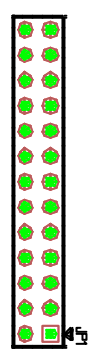
JP2:Temp1 Setting

- 1,2: 40°C
- 3,4: 50°C
- 5,6: 60°C



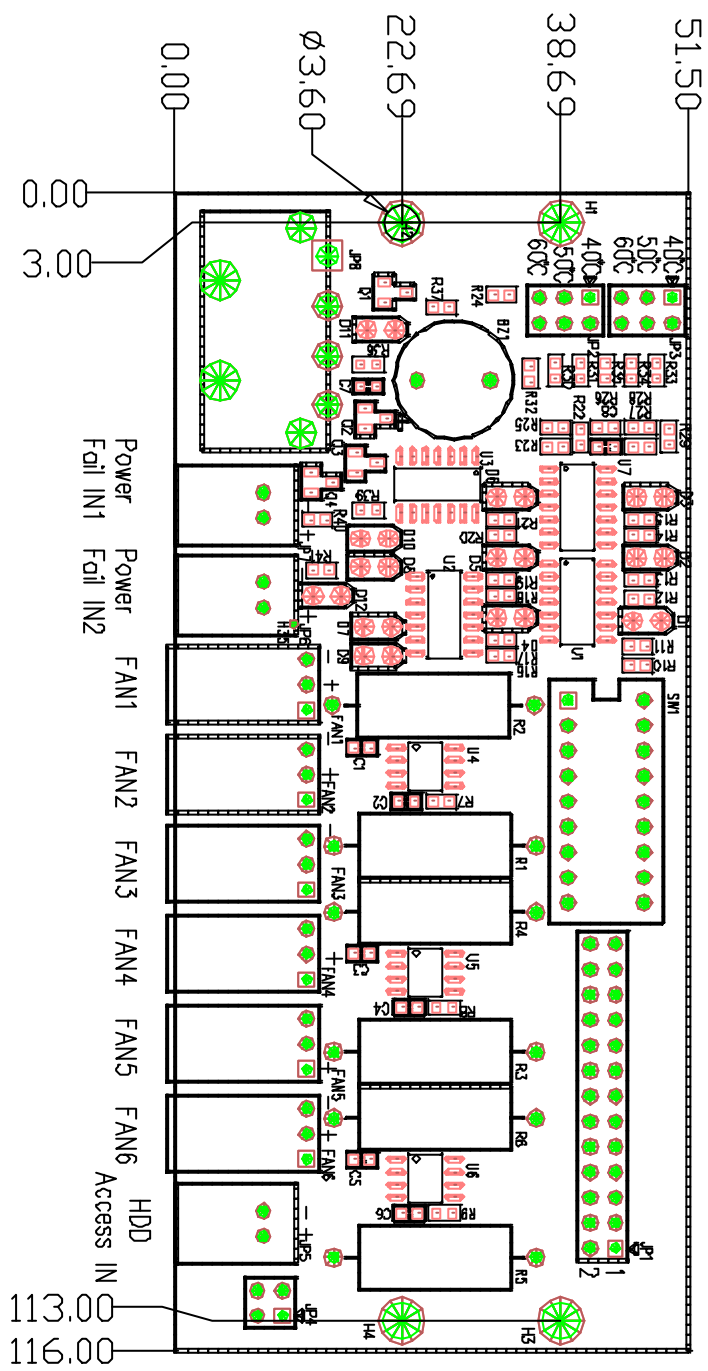
SW1:

- 1: FAN1 Detect Function ON/OFF
- 2: FAN2 Detect Function ON/OFF
- 3: FAN3 Detect Function ON/OFF
- 4: FAN4 Detect Function ON/OFF
- 5: FAN5 Detect Function ON/OFF
- 6: FAN6 Detect Function ON/OFF
- 7: Temp1 Detect Function ON/OFF
- 8: Temp2 Detect Function ON/OFF
- 9: Buzzer Alarm ON/OFF



JP1:

- 1,2: Alarm Reset
- 3: FAN6 RED LED
- 4: FAN6 GND
- 5: FAN5 GREEN LED
- 6: FAN6 GREEN LED
- 7: FAN5 RED LED
- 8: FAN5 GND
- 9: FAN4 RED LED
- 10: FAN4 GND
- 11: FAN4 GREEN LED
- 12: FAN3 GREEN LED
- 13: FAN3 RED LED
- 14: FAN3 GND
- 15: FAN2 RED LED
- 16: FAN2 GND
- 17: FAN2 GREEN LED
- 18: FAN1 GREEN LED
- 19: FAN1 RED LED
- 20: FAN1 GND
- 21: TEMP\_LED+
- 22: TEMP\_LED-
- 23: HDD\_ACCESS\_LED+
- 24: HDD\_ACCESS\_LED-
- 25: POWER\_FAIL\_LED+
- 26: POWER\_FAIL\_LED-



- 1,2: TEMP SENSOR 1
- 3,4: TEMP SENSOR 2